



PAID FEATURE

Export your survey data in .PDF, .XLS, .CSV, .PPTX, or SPSS format.

UPGRADE

[Learn more »](#)

skonverentsi "Elu rikkusest maal" küsimused

0

→ COLLECT RESPONSES → **ANALYZE RESULTS** → PRESENT RESULTS

RESPONDENTS: 43 of 43

ADD TO DASHBOARD ▾

QUESTION SUMMARIES

INSIGHTS AND DATA TRENDS

INDIVIDUAL RESPONSES

Page 1: Tänan, et osaled meie konverentsil

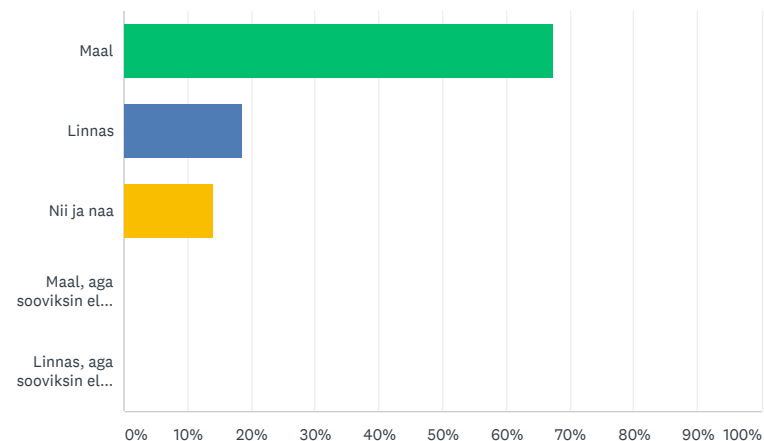
Q1



Customiz

Hetkel elan:

Answered: 43 Skipped: 0



ANSWER CHOICES

RESPONSES

▼ Maal	67.44%
▼ Linnas	18.60%
▼ Nii ja naa	13.95%
▼ Maal, aga sooviksin elada linnas	0.00%
▼ Linnas, aga sooviksin elada maal	0.00%

TOTAL



EXPORTS ?

PAID FEATURE
Export your survey data in .PDF, .XLS, .CSV, .PPTX, or SPSS format.

UPGRADE [Learn more »](#)

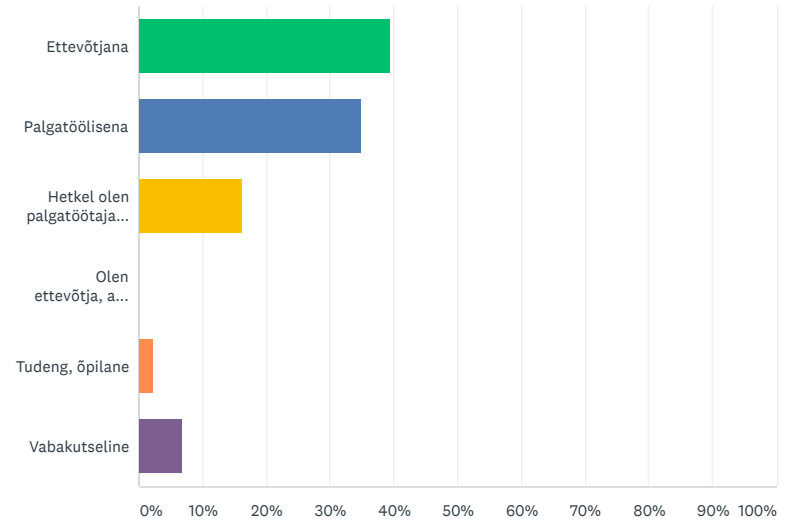
←

Q2

Customiz

Tegutsen

Answered: 43 Skipped: 0



ANSWER CHOICES

RESPONSES

Ettevõtjana	39.53%
Palgatöölisena	34.88%
Hetkel olen palgatöötaja, aga sooviksin olla ettevõtja	16.28%
Olen ettevõtja, aga plaanin tegevuse lõpetada	0.00%
Tudeng, õpilane	2.33%
Vabakutseline	6.98%

TOTAL

Q3

Customiz

Kas sinu hinnangul on ettevõtlusega tegelemine maal:

Answered: 43 Skipped: 0





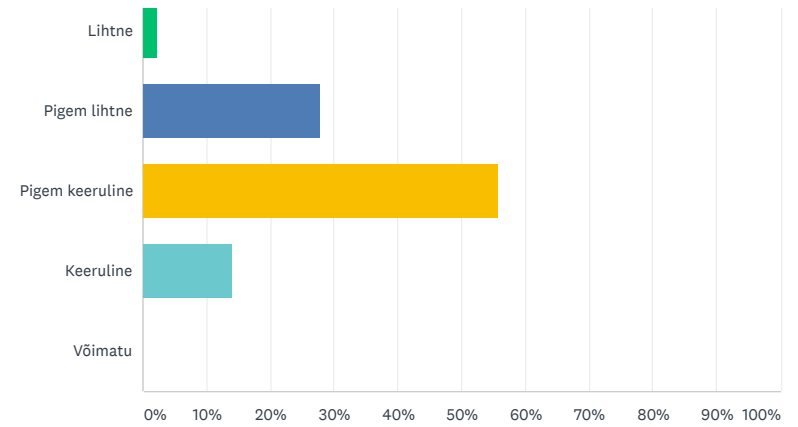
EXPORTS



PAID FEATURE

Export your survey data in .PDF, .XLS, .CSV, .PPTX, or SPSS format.

UPGRADE

[Learn more »](#)

ANSWER CHOICES

RESPONSES

▼ Lihtne

2.33%

▼ Pigem lihtne

27.91%

▼ Pigem keeruline

55.81%

▼ Keeruline

13.95%

▼ Võimatu

0.00%

TOTAL

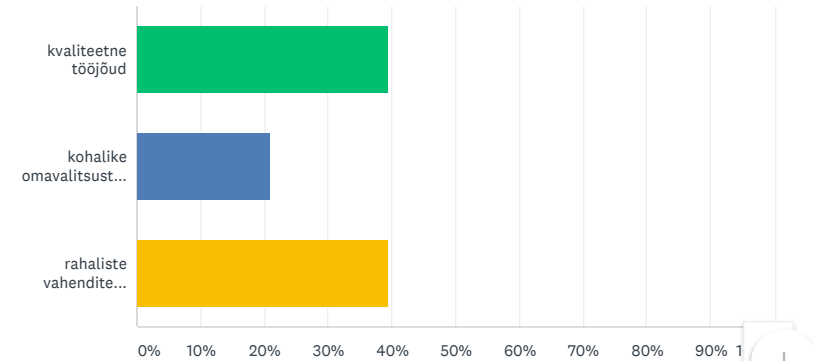
Q4



Customiz

Millest on maal tegutseval ettevõtjal kõige suurem puudus:

Answered: 43 Skipped: 0



ANSWER CHOICES

▼ RESPONSES

EXPORTS ?

PAID FEATURE
Export your survey data in .PDF, .XLS, .CSV, .PPTX, or SPSS format.

UPGRADE [Learn more »](#)

ANSWER CHOICES

RESPONSES

▼ kvaliteetne tööjõud	39.53%
▼ kohalike omavalitsuste tugi ettevõtjatele	20.93%
▼ rahaliste vahendite puudus	39.53%

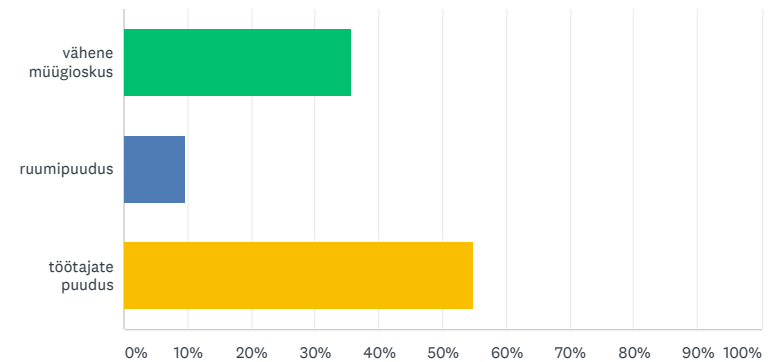
TOTAL

Q5

Customiz

Mis takistab ettevõtlustegevuse laiendamist/suurendamist maal:

Answered: 42 Skipped: 1



ANSWER CHOICES

RESPONSES

▼ vähene müügiostus	35.71%
▼ ruumipuudus	9.52%
▼ töötajate puudus	54.76%

TOTAL

Q6

Customiz

Mis tunde see sinus tekitab, kui kuuled, et maapiirkondadesse sh ettevõtlusesse jagatakse läbi erinevate fondide miljoneid?

Answered: 43 Skipped: 0

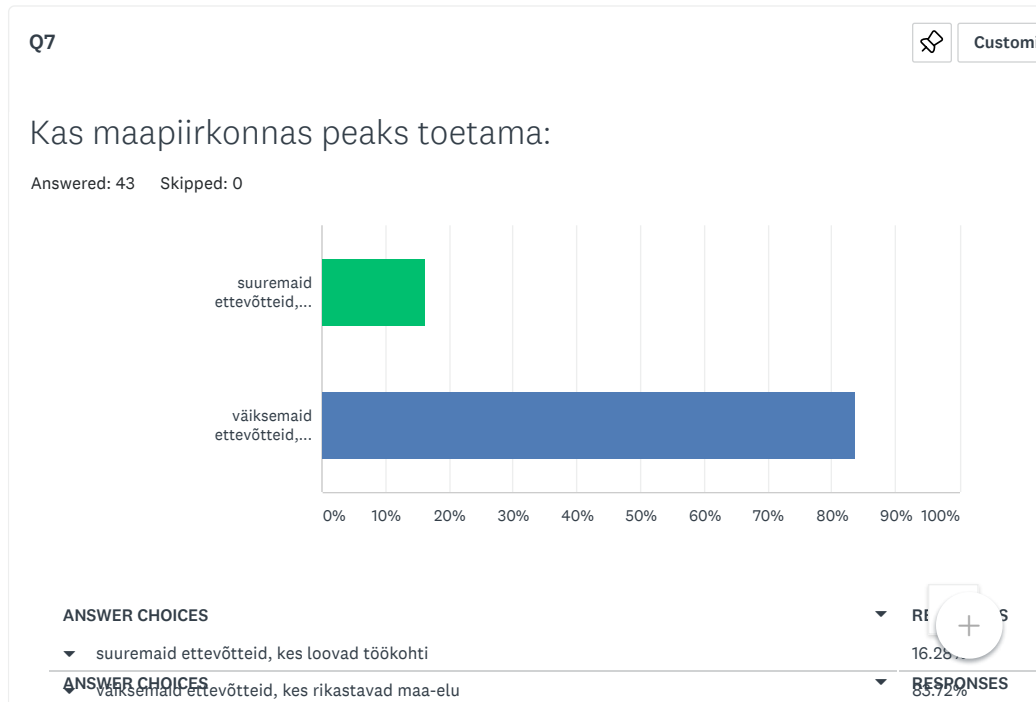
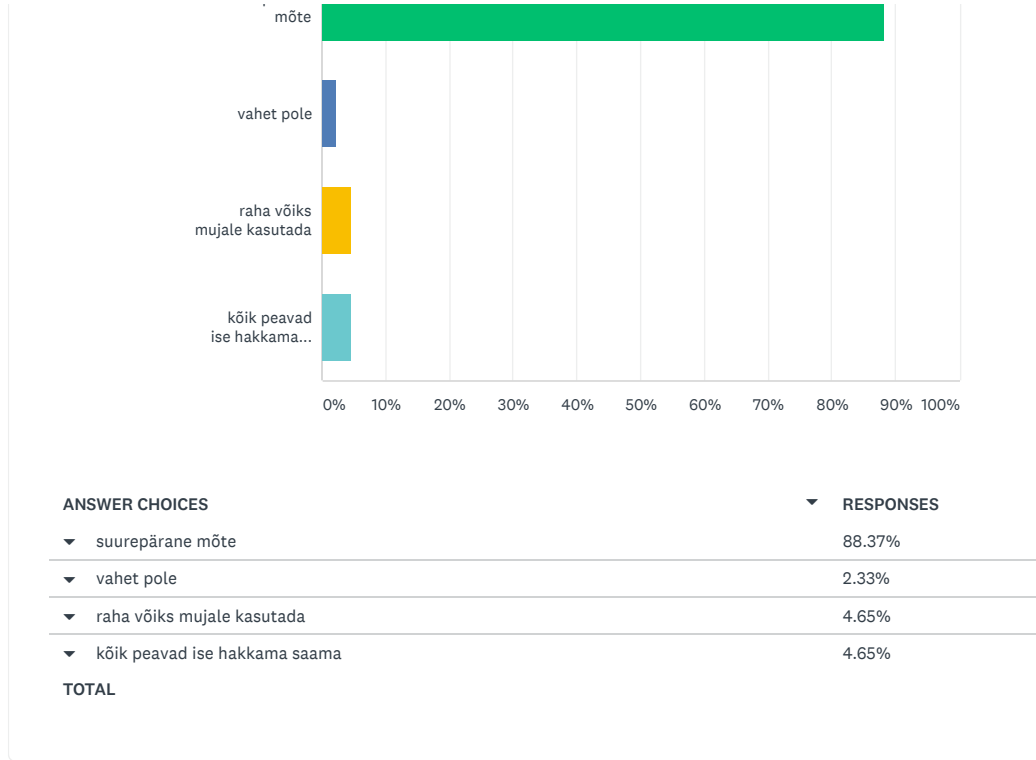
suurepärase



EXPORTS ?

PAID FEATURE
Export your survey data in .PDF, .XLS, .CSV, .PPTX, or SPSS format.

UPGRADE [Learn more »](#)



EXPORTS ?

PAID FEATURE
Export your survey data in .PDF, .XLS, .CSV, .PPTX, or SPSS format.

UPGRADE [Learn more »](#)

TOTAL

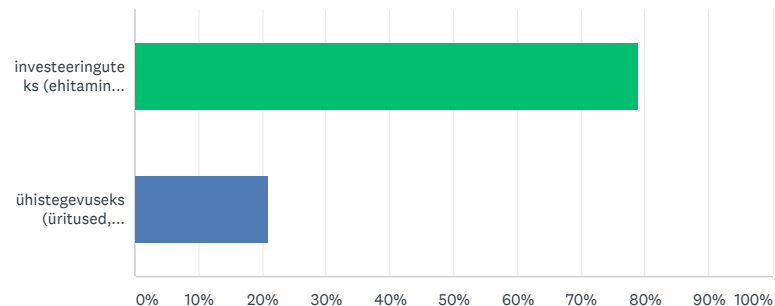
Q8



Customiz

Kas toetused peaks olema suunatud rohkem:

Answered: 43 Skipped: 0



ANSWER CHOICES

- investeeringuteks (ehitamine, seadmed jms)
- ühistegevuseks (üritused, koolitused jms)

RESPONSES

79.07%

20.93%

TOTAL

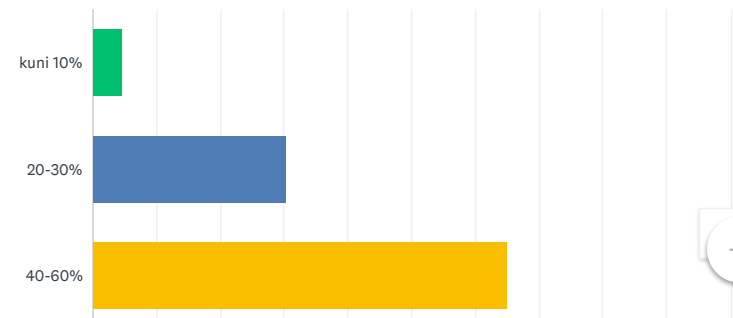
Q9



Customiz

Kui suur peaks olema ettevõtluseks eraldatava toetuse osa:

Answered: 43 Skipped: 0





EXPORTS



PAID FEATURE

Export your survey data in .PDF, .XLS, .CSV, .PPTX, or SPSS format.

UPGRADE

[Learn more »](#)

0% 10% 20% 30% 40% 50% 60% 70% 80% 90% 100%

ANSWER CHOICES

▼ kuni 10%

▼ 20-30%

▼ 40-60%

TOTAL

RESPONSES

4.65%

30.23%

65.12%

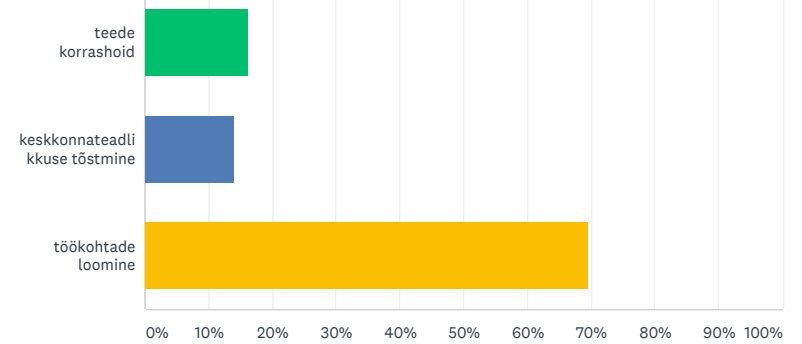
Q10



Customiz

Millele peaks keskenduma, et maal oleks parem elada:

Answered: 43 Skipped: 0



ANSWER CHOICES

▼ teede korrashoid

▼ keskkonnateadlikkuse tõstmine

▼ töökohtade loomine

TOTAL

RESPONSES

16.28%

13.95%

69.77%

ENGLISH





EXPORTS



PAID FEATURE

Export your survey data in .PDF, .XLS, .CSV, .PPTX, or SPSS format.

UPGRADE

[Learn more »](#)

